

Daily Inspection Report

Dashboard

FieldCloud

B2LDemonew1

Log Out

Dashboard

Profile

Hcm

Service

Defect

Petty Cash

Kitchen Expense

Pettycash Report

Burn Rate

Daily Inspection

Project

Daily Inspection

Dashboard

Today

Facility Inspection Calendar(Monthly)

FACILITY VISITED

3

More Info

FACILITY NOT VISITED

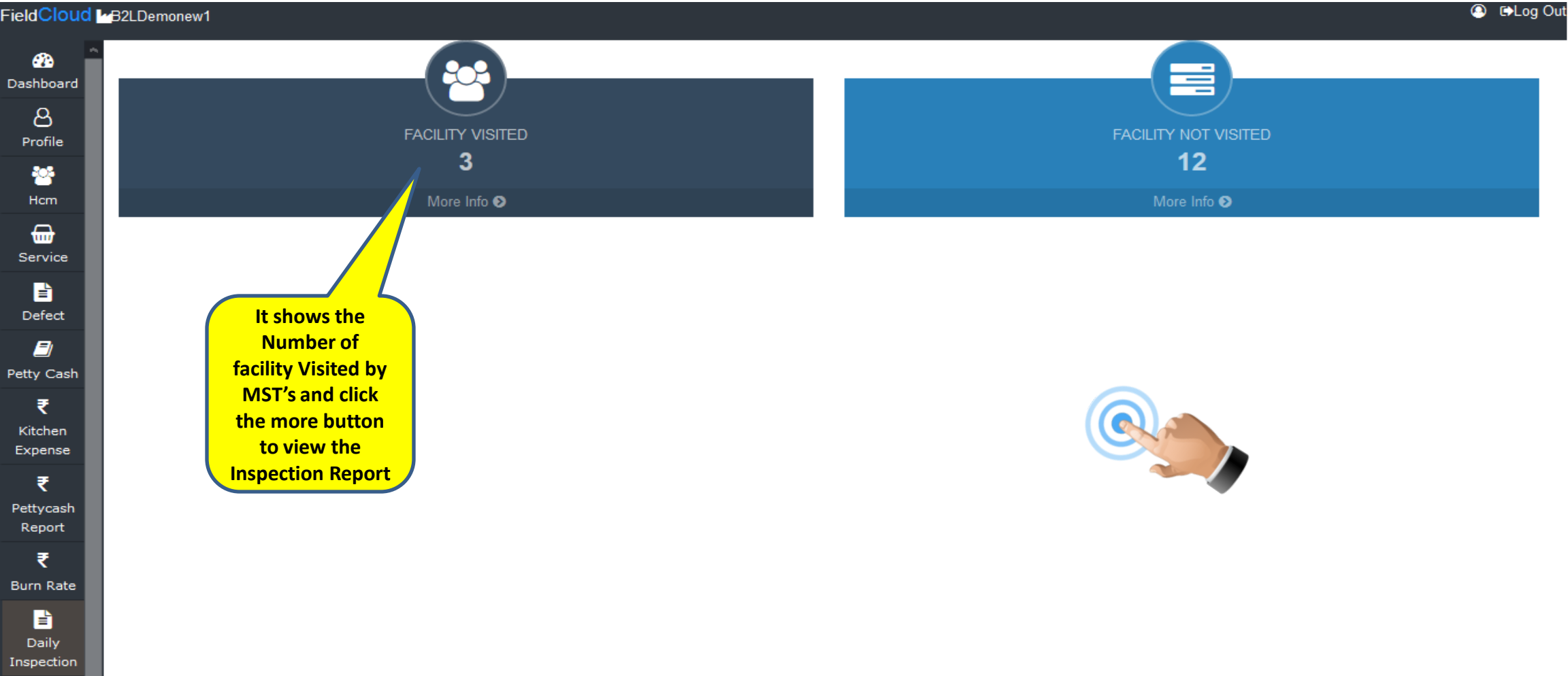
12

More Info

2

1

Dashboard



Today Inspection

FieldCloud B2LDemonew1

Log Out




Dashboard
Profile
Hcm
Service
Defect
Petty Cash
Kitchen Expense
Pettycash Report
Burn Rate
Daily Inspection

Inspection Report

Show 10 entries

Copy Excel CSV PDF Print Column visibility

Search:

S.No	Facility ID	City	State	Inspection Type	Location	Inspection By	Inspection Date And Time	Issue	Inspection Report
3	B2LFacilityID_08	Chennai	TAMIL NADU	MST Inspection	Unnamed Road, Kumaran Nagar, Venkathur, Tamil Nadu 602002, India	prakash@b2l.in	2020-05-07 12:01:25	3	
1	B2LFacilityID_04	Hyderabad	Andhra Pradesh	MST Inspection	Elumalai Nalkar St, Venkathur, Tamil Nadu 602002, India	ramesh1@b2l.in	2020-05-07 12:36:27	1	
2	B2LFacilityID_06	Hyderabad	TELENGANA	MST Inspection	Elumalai Nalkar St, Venkathur, Tamil Nadu 602002, India	ramesh1@b2l.in	2020-05-07 12:00:00	2	

Showing 1 to 3 of 3 entries

Previous 1 Next

Click to view the issues

Click here to view Complete Inspection Report submitted by MST

It shows the Inspection carried out Today with facility details and MST's details.

Calendar view of Facility Wise Inspection

FieldCloud

B2LDemonew1

Log Out

Dashboard

Profile

Hcm

Service

Defect

Petty Cash

Kitchen Expense

Pettycash Report

Burn Rate

Daily Inspection

Facility Inspection Calendar(Monthly)

May2020

Show 10 entries

CopyExcelCSVPDFPrintColumn visibility

Search:

S.No	Facility ID	Facility Name	City	State	1	2	3	4	5	6	7	Total Present	Total Absent	Absentism %age
1	B2LFacilityID_04	B2LFacility_04	Hyderabad	Andhra Pradesh	A	A	A	D	D	D	D	4	3	42.86
2	200032	Gajuwaka	Vishakapatnam	Andhra Pradesh	A	A	A	A	A	A	A	0	7	100.00
3	B0040001	Sector 31/39, Jharsa- Gurgaon	Gurgaon	HARYANA	A	A	A	A	A	A	A	0	7	100.00
4	500001	Old Gurgaon, Sec-12A (Rajeev Nagar)	Gurgaon	HARYANA	A	A	A	A	A	A	A	0	7	100.00
5	B2LFacilityID_07	B2LFacility_07	Bengaluru	KARNATAKA	A	A	A	A	D	D	A	2	5	71.43
6	JKB_01	B2LFacility_01	Chennai	Tamil Nadu	A	A	A	A	A	A	A	0	7	100.00
7	B2LFacilityID_08	B2LFacility_08	Chennai	TAMIL NADU	A	A	A	A	A	A	D	1	6	85.71
8	B2LFacility_03	B2LFacility_03	Chennai	Tamil Nadu	A	A	A	A	A	A	A	0	7	100.00
9	B2LFacilityID_05	B2LFacility_05	Chennai	TAMIL NADU	A	A	A	A	D	D	A	2	5	71.43
10	B2LFacilityID_02	B2LFacility_02	Chennai	Tamil Nadu	A	A	A	A	A	A	A	0	7	100.00

Click to view the Report

Inspection Report

FieldCloud

B2LDemonew1

Log Out

Dashboard

Profile

Hcm

Service

Defect

Petty Cash

Kitchen Expense

Pettycash Report

Burn Rate

Daily Inspection

Inspection Report

Facility ID B2LFacilityID_04
Site Name B2LFacility_04
City Hyderabad
State Andhra Pradesh

Show 10 entries

Copy

Excel

CSV

PDF

Print

Column visibility

Search:

Inspection Type	Location	Inspection By	Inspection Date And Time	Issue	Inspection Report
MST Inspection	Elumalai Naikar St, Venkathur, Tamil Nadu 602002, India	ramesh1@b2l1.in	2020-05-07 12:36:27	1	

Showing 1 to 1 of 1 entries

Previous

1

Next

Click to view the issues

Click here to view Complete Inspection Report submitted by MST

Inspection Report

FieldCloud B2LDemonew1

Log Out

- Dashboard
- Profile
- Hcm
- Service
- Defect
- Petty Cash
- Kitchen Expense
- Pettycash Report
- Burn Rate
- Daily Inspection
- Project

Inspection Report

Customer Name: B2LDemonew1 Facility Name: B2L FacilityID_04 Inspection By: ramesh1@b2l1.in Date: 2020-05-07

Category	Sub Category	Question	Answer	Date And Time
MST Form	Electrical	Fresh air -Cool Fresh air coming inside all kitchen units ? (Use a paper tissue to check) *	Yes	2020-05-07
MST Form	Electrical	Common area reading in units meter 3 for today	642	2020-05-07
MST Form	Electrical	Common area electricity consumed in units meter 3 (Today- Yesterday units)	645	2020-05-07
MST Form	Electrical	Common area reading in units meter 4 for today	625	2020-05-07
MST Form	Electrical	Common area electricity consumed in units meter 4 (Today-Yesterday units)	642	2020-05-07
MST Form	Electrical	Common area reading in units meter 5 for today	645	2020-05-07
MST Form	Electrical	Common area electricity consumed in units meter 5 (Today-Yesterday units)	465	2020-05-07
MST Form	Electrical	Electrical Meter reading Kitchen No 1	465	2020-05-07
MST Form	Electrical	Electrical units consumed (today-yesterday units) Kitchen No 1	6455	2020-05-07
MST Form	Electrical	Electrical Meter reading Kitchen No 2	665	2020-05-07
MST Form	Electrical	Electrical units consumed (today-yesterday units) Kitchen No 2	64551	2020-05-07
MST Form	Electrical	Fresh air -Filter installed and Clean? *	Yes	2020-05-07
MST Form	Electrical	Electrical Meter reading Kitchen No 3	664	2020-05-07
MST Form	Electrical	Electrical units consumed (today-yesterday units) Kitchen No 3	6565	2020-05-07
MST Form	Electrical	Electrical Meter reading Kitchen No 4	646	2020-05-07
MST Form	Electrical	Electrical units consumed (today-yesterday units) Kitchen No 4	642	2020-05-07
MST Form	Electrical	Electrical Meter reading Kitchen No 5	646	2020-05-07

Issues List

FieldCloudB2LDemonew1

Log Out

Dashboard

Profile

Hcm

Service

Defect

Petty Cash

Kitchen Expense

Pettycash Report

Burn Rate

Daily Inspection

Project

Issue Report

Customer Name:B2LDemonew1 Facility Name:B2LFacilityID_04 Inspection By:ramesh1@b2l1.in Date:2020-05-07

Category	Sub Category	Question	Answer	Date And Time
MST Form	GeneralService	CCTV - Display unit On and all cameras working * (If No , call Facility Manager and lodge complaint with cctv agency)	No	2020-05-07